

# SAM Pelvic Sling™ II

FOR STABILIZATION OF PELVIC FRACTURES WITH THE CORRECT FORCE

**APPLIES IN 3  
EASY STEPS**



**SAM** MEDICAL  
PRODUCTS®

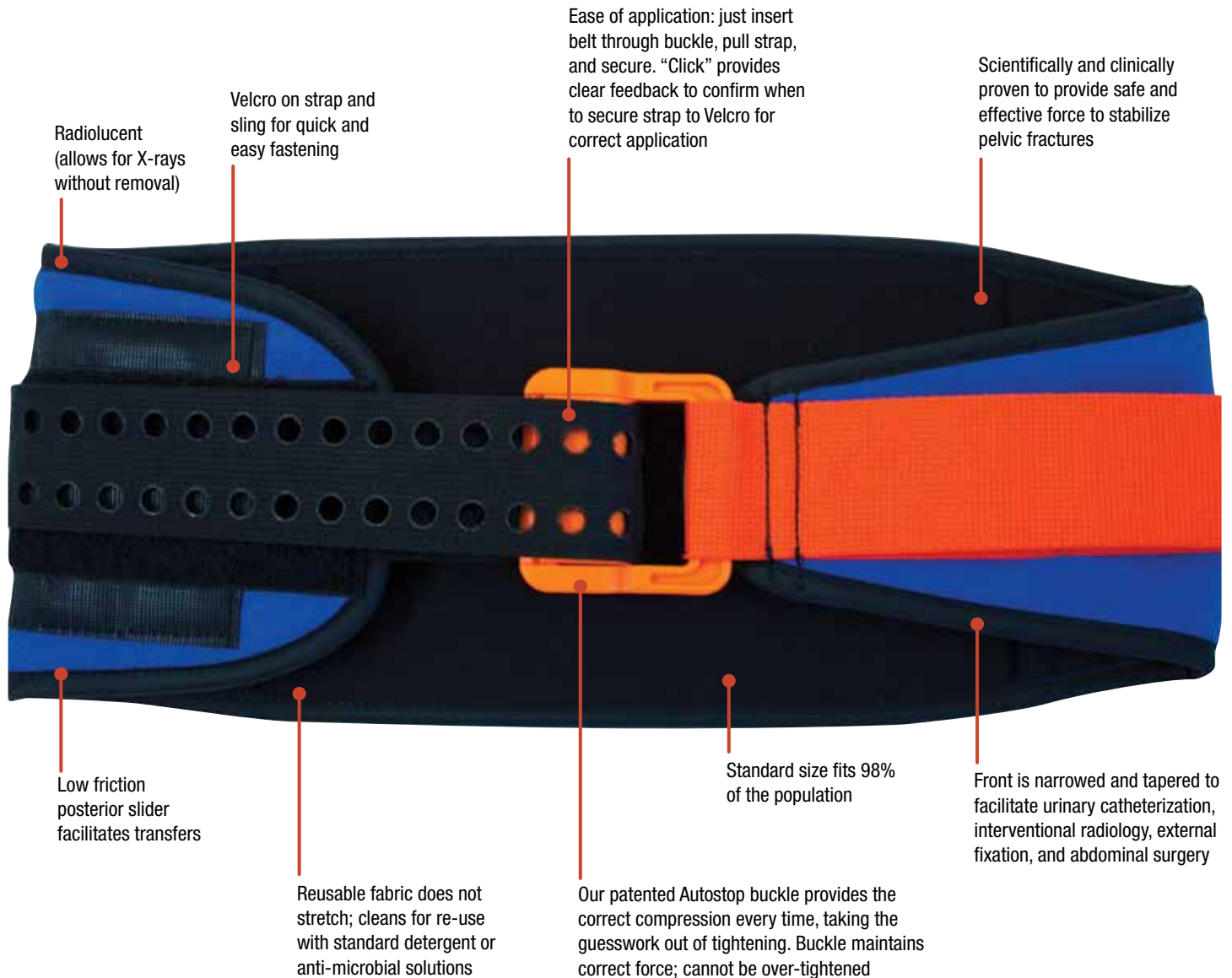
800.818.4726 | [sammedical.com](http://sammedical.com)

NSN #6515-01-509-6866 (OD Green)

MADE IN USA



# OVER-ENGINEERED to be the best product for your patient



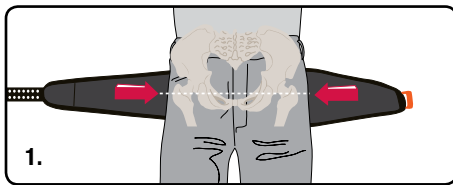
## Functional, Minimalist Design

The SAM Pelvic Sling II is the first and only force-controlled circumferential pelvic belt. It is scientifically proven in peer-reviewed studies to safely and effectively reduce and stabilize open-book pelvic ring fractures.

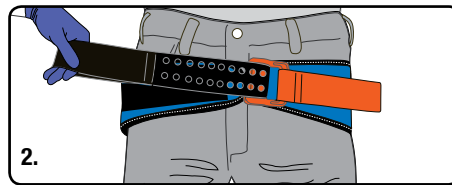
The SAM Pelvic Sling II offers a simple one-piece design with no detachable hardware. It is compact, easy to use (only three steps), and quick to apply (usually in less than one minute). Our standard size fits, without cutting or trimming, 98% of the adult population. It does not require a fine touch to operate and gives clear feedback by sound and feel to confirm correct application. The buckle is programmed to stop your pull once the correct compression force has been obtained. Two prongs are released from the buckle which stops the belt from further tightening.

The sling is durable and unaffected by extremes of moisture and temperature or by exposure to hard or sharp objects. It is also radiolucent, MRI safe, and can be cleaned for re-use with common detergents or anti-microbial solutions.

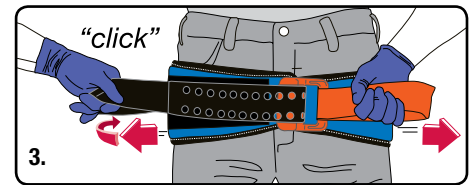
## Applies in 3 Easy Steps no trimming, no cutting, no guessing



1. Remove objects from patient's pocket or pelvic area. Place SAM Pelvic Sling II black side up beneath patient at level of trochanters (hips).



2. Place **BLACK STRAP** through buckle and pull completely through.



3. Hold **ORANGE STRAP** and pull **BLACK STRAP** in opposite direction until you hear and feel the buckle click. Maintain tension and immediately press **BLACK STRAP** onto surface of SAM Pelvic Sling II to secure. You may hear a second click as the sling secures.

## Limits Compression To An Effective Force

The SAM Pelvic Sling II was designed not to over-tighten or under-tighten, unlike other commercial binders which allow unlimited force to be applied to the patient. Researchers at Legacy Health System utilized cadaver studies and clinical trials to determine the optimum range of force required to safely and effectively close an unstable pelvic fracture.

The SAM Pelvic Sling II's patented Autostop buckle is programmed to stop your pull once the correct compression force has been obtained. This is vital in high stress environments where over-tightening by emergency medical personnel under duress could potentially be extreme and harmful.

Trauma surgeons around the world recognize the importance of stabilizing pelvic fractures during the critical first "golden hour" following severe trauma. Because of the potentially devastating hemorrhage associated with such fractures, standard first aid protocol includes applying some type of circumferential binder around the victim's hips.



## Research Studies

*In a Sling: An Integrated Review of Pelvic Binders as a Best Practice*; Hall, Nicholas, Giordt, David; EMS1.com; 2013 Feb. 5.

*Car Versus Bicycle: Conclusion*; David W. Ross, DO, FACEP, Carol Wichman, BSN, MSN, and Mike MacKinnon, BSN, CEN, CCRN, CCFRN; Air Medical Journal; 28:6, 268-271, 2009.

*New Concepts in the Prehospital and ED Management of Pelvic Fractures*; Marvin A. Wayne, MD; Israeli Journal of Emergency Medicine; 6:1, 39-42, 2006.

*Emergent Stabilization of Pelvic Ring Injuries by Controlled Circumferential Compression: A Clinical Trial*; James C. Krieg, MD, Marcus Mohr, MS, Thomas J. Ellis, MD, Tamara S. Simpson, MD, Steven M. Madey, MD, and Michael Bottlang, PhD; Journal of Trauma; 59:659-664, 2005.

*Noninvasive Reduction of Open-Book Pelvic Fractures by Circumferential Compression*; Bottlang, M., Simpson, T., Sigg, J., Krieg, J.C., Madey, S.M., Long, W.B.; Journal of Orthopedic Trauma; 16:6, 367-73, 2002.

*Emergent Management of Pelvic Ring Fractures with Use of Circumferential Compression*; Bottlang, M., Krieg, J. C., Mohr, M., Simpson, T. S., Madey, S.M.; Journal of Bone and Joint Surgery; 84-A (Supplement 2): 43-47, 2002.

Part No.	SAM® Pelvic Sling II Description
SL556652-SM	Small: Hip Circumference: 27-47" (69-119cm)
SL556652	Standard: Hip Circumference: 32-50" (81-127cm)
SL556652-LG	Large: Hip Circumference: 36-60" (91-152cm)
SL556652-OD	Military: Olive, Hip Circumference: 32-50" (81-127cm)





## FAQ

### **Why does controlling circumferential force matter in the treatment of pelvic fractures?**

At the time of initial evaluation, the exact type of fracture is usually unknown. In some cases, too little force will not close or stabilize the fracture; in others, too much force can collapse the pelvic ring. The SAM Pelvic Sling II stands alone as the only pelvic binder pre-programmed to apply the safe and correct force for all pelvic fractures.

### **What is the difference between the SAM Pelvic Sling II and other devices used in emergent care?**

The SAM Pelvic Sling II is designed so it cannot be over-tightened. It is the only pelvic binder that will not allow a compression force greater than required to safely and effectively stabilize pelvic ring fractures. It provides the correct force each time, every time. This is documented in almost 100 peer review journals and national and international plenary session presentations.

### **Can the SAM Pelvic Sling II be used on a suspected pelvic fracture, even if it is not an open-book fracture?**

There are no reported contraindications to using the SAM Pelvic Sling II on any suspected pelvic fracture or injury. Peer-review studies have shown no contraindication to applying the SAM Pelvic Sling II on lateral compression fractures.

### **How does the SAM Pelvic Sling II affect skin's surface?**

Interface pressures have been measured under the SAM Pelvic Sling II and these pressures are usually very low. If the SAM Pelvic Sling II is to be applied for extended periods, the skin should be inspected at regular intervals. Be especially observant when massive fluid resuscitation is required. Under these conditions, the SAM Pelvic Sling II may have to be periodically released to accommodate increased pelvic volume. Be aware the SAM Pelvic Sling II should be released very slowly.

### **How do I clean the SAM Pelvic Sling II?**

The SAM Pelvic Sling II can be cleaned by hand washing with standard detergent or broad spectrum antimicrobial solutions and can be reused multiple times if desired.

### **Your SAM Pelvic Sling II Distributor:**

## ABOUT SAM MEDICAL PRODUCTS

SAM® Medical Products is committed to bringing innovative solutions to market that meet the challenging needs of emergency medicine, the military, law enforcement, and hospitals around the world. Our SAM® Splint is the gold standard of flexible splints. We take pride in creating quality products that raise the bar. Our product lines focus primarily on fracture management and wound care, and include the SAM® Splint, SAM® Pelvic Sling II, SAM® Soft Shell Splint, Blist-O-Ban®, BursaMed®, the SAM® Chest Seal, SAM® Casualty Card, and the SAM® Junctional Tourniquet. Headquartered in Wilsonville, Oregon, our products are distributed globally in over 60 countries. Find out more at [www.sammedical.com](http://www.sammedical.com).

**SAM** MEDICAL  
PRODUCTS®

[sammedical.com](http://sammedical.com) | [customerservice@sammedical.com](mailto:customerservice@sammedical.com) | 800.818.4726  
P.O. Box 3270 Tualatin, OR 97062 | 503.639.5474 | Fax 503.639.5425